


# KESAB Patawalonga and Torrens Waterwatch

## Activity 6 – FOOD WEB WORKSHEET

Read through the text. Design a food web and answer some questions from the following information:



The Torrens River starts in the Adelaide hills as several small creeks which join to form one larger creek. As it winds its way down the hills to the city, more and more water is added. It generally only flows in winter, when the rainfall is sufficient, and dries up into small waterholes during the summer. A weir is used to hold water permanently in the city. It is surprising how many organisms rely on the river for their existence.

Algae can be observed growing in the water, as well as water ribbons (*Triglochin procerum*). On the water's edge, fluffy topped reeds such as the common reed (*Phragmites australis*) and the bulrush (*Typhus sp*) grow. Water boatmen are observed swimming in the water. They are eating the algae and reeds. Mosquito larvae also eat the algae while the freshwater snail eats both the algae and water ribbons. A long necked tortoise pokes its nostrils above the water. The tortoise eats the algae too, as well as feeding on snails, boatman and yabbies. The water boatman provides food for many species including fish, frogs, diving beetles and dragonfly larvae. The yabbies are scavengers, feeding on rotting plant and animal matter, while bacteria also help break down this dead material by digesting it and recycling nutrients in the food web. The mosquito larvae are considered a delicacy for several varieties of fish (such as the big-headed gudgeon or the congolli).

Birds are in abundance along the waterway. Pacific black ducks are feeding on fish, dragonfly larvae and diving beetles, while the occasional visiting pelican feeds on fish, frogs and dragonfly larvae. Black swans make a beautiful sight, bending their elegant necks to forage under the water grazing on the water ribbons, snails and an occasional fish. The white-faced heron makes a meal of the fish and frogs. The purple swamp hen runs quickly from the bulrushes where it feeds on the tender growth of the bulrushes and also makes its nest. On the bank a blue-tongue lizard is sunning itself in a warm rock. It snaps at the dragonflies and diving beetle and beware the unwary frog, the lizard will sometimes eat them too.

### 1. Use the pictures provided to construct a food web

It is best to start with the producers and build up. When you are happy with your placement, glue/write the animals in place and complete the arrows to show the flow of energy. You may need to read through parts of the text again.

### 2. Divide the organisms into the following categories:


Producers	1 <sup>st</sup> Order Consumer	2 <sup>nd</sup> Order Consumer (and higher)



# Wetland Food Web Images



bulrushes



water ribbons



algae



mosquito  
larvae




frog



heron



mosquito



swamp hen



reeds



dragonfly



fish



freshwater  
snail



lizard



water  
boatman



diving  
beetle




dragonfly  
larvae



tortoise



black swan



pelican



yabby



duck